

# Thermal Resistance Test Report

Date:2020/12/22

Engineer: Ken

## Test Condition

Heat Flux	Pressure	Test Duration	Ambient Temp	Convection
125 Watts	28lbf /12.7 kgf	120 minutes	45°C	Natural Convection

## Test Data

Sample	Tc (°C)	Ta(°C)	Fan Speed (RPM)	F (kgf)	Q (W)	R (°CW)
1	69.24	46.10	6441	13.34	125.08	0.18

## Test Result

Tc(°C)	R (°CW)
69.24	0.18



Part Number:

**RG3229-67**


Description:

**3U CPU COOLER FOR INTEL**


**SOCKET LGA115X 1200**

**PROCESSORS**

# Thermal Resistance Test Report




## NATURAL CONVECTION



## CIRCULATING CONVECTION

- CPU Cooler Thermal Resistance Measurement Apparatus with Natural Convection Chamber ,4 sets of 650 watts Infrared Radiation Heaters.
- Operating Temperature : Room Temperature ~ 70°C
- CPU Cooler Thermal Resistance Measurement Apparatus with Programmable temperature and humidity chamber, Through a mechanical circulation system, using fans and heating coils.
- Operating Temperature : -40°C ~ 150°C

# Compression Force Test Report



Date: 2022/11/07  
Engineer: Vic

### Test Criterion

Total Force of CPU Cooler		
Typical	Maximum	Minimum
43.32 lbf	47.61 lbf	39.03 lbf

### Test Condition

PCB Thickness	CPU Height (about PCB)
1.6mm	7.71mm

### Test Data

Sample	Compression Force
1	44.1 lbf
2	42.9 lbf
3	41.7 lbf
AVG	42.9 lbf

### Test Result

Pass	Compression Force of CPU Cooler = 42.9 lbf
------	--

Part Number:

**RG3229-67-002**

Description:

**2U CPU COOLER FOR INTEL SOCKET**

**LGA115X 1200 PROCESSORS**

# Compression Force Test Report



- The universal clip force measuring device is a tool for measuring the clip holding force for the clip on the CPU Cooler.
- Measuring pressure range 0~220lbf,: accuracy 0.1%FS